

CVoter Poll

COVID 19 Tracker 2020

04 May 2020

CVoter Tracking Poll

#COVID 19 Tracker 2020

How strongly do you agree or disagree with the following statements? I am afraid that either myself or someone in my family may actually catch the Coronavirus

Date	Strongly Agree	Agree	Disagree	Strongly disagree	DK/CS	Total	Total : Agree	Total : Disagree	Nett. Agree	Sample
05/03/2020	30.1	14.1	12.8	39.6	3.4	100%	44.2	52.4	-8.2	4580

How strongly do you agree or disagree with the following statements? I think the Indian government is handling the Coronavirus well

Date	Strongly Agree	Agree	Disagree	Strongly disagree	DK/CS	Total	Total : Agree	Total : Disagree	Nett. Agree
05/03/2020	77.4	16.0	1.9	3.1	1.6	100%	93.4	5.0	88.4

How strongly do you agree or disagree with the following statements? I believe the threat from the Coronavirus is exaggerated

Date	Strongly Agree	Agree	Disagree	Strongly disagree	DK/CS	Total	Total : Agree	Total : Disagree	Nett. Agree
05/03/2020	19.9	12.5	16.9	40.5	10.2	100%	32.4	57.4	-25.0

How many days of Ration/ medicine etc. or money for ration/medicine etc. is available for your family in your house?

Date	Less than a week	For a week	For two weeks	For three weeks	For a month	For more than a month	Don't know/Can't say	Total	Total : Less than 3 weeks	Total : More than 3 weeks	Nett. Preparedness
05/03/2020	13.2	22.7	18.6	4.9	23.3	17.3	0.0	100%	54.5	45.5	-9.0

Have you seen flu like symptoms like high fever, cold, dry cough or similar symptoms in any family member (within your own household) or in your neighbourhood (people who you normally meet in your day-to-day life)?

Date	Yes, myself	Yes, in my household	Yes, in my neighborhood	Total
05/03/2020	0.320	0.165	0.396	0.881

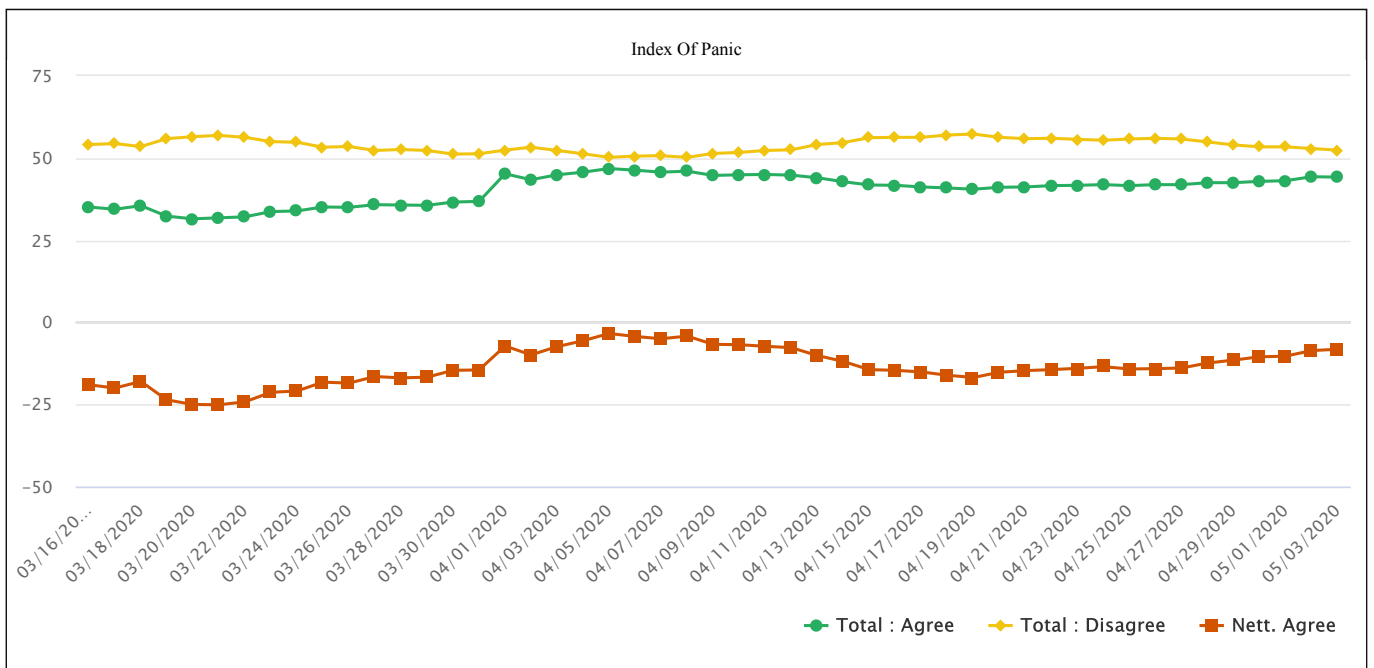
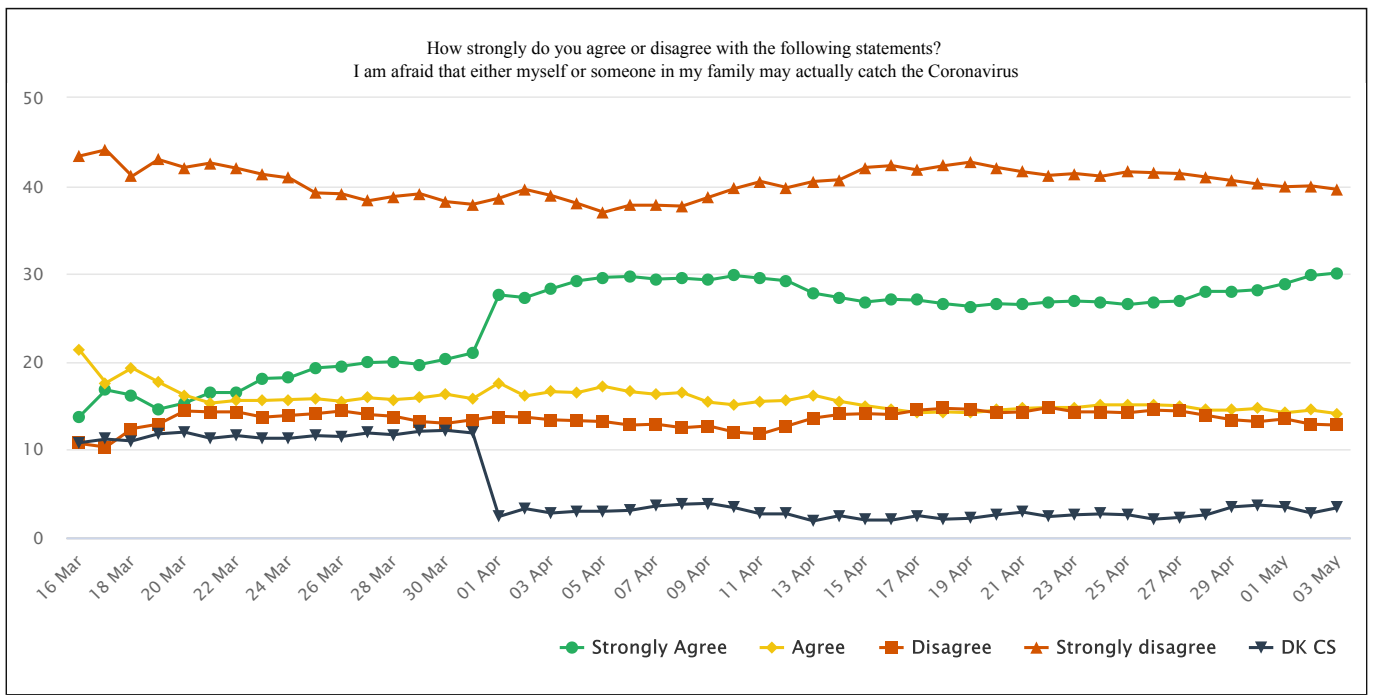
If yes, which of the symptoms like high fever, cold, dry cough etc are there?

Date	Yes, High Fever	Yes, Tiredness	Yes, Dry Cough	Yes, Difficulty in breathing	Yes, Cold, nasal congestion, Running nose	Yes, Body pain	Yes, Soar Throat / Pain in throat	Total
05/03/2020	0.245	0.232	0.434	0.121	0.439	0.280	0.247	2.031

Number of symptoms applicable

Date	1	2	3	4	5	6	7	Total
05/03/2020	0.197	0.147	0.092	0.127	0.039	0.016	0.063	0.681

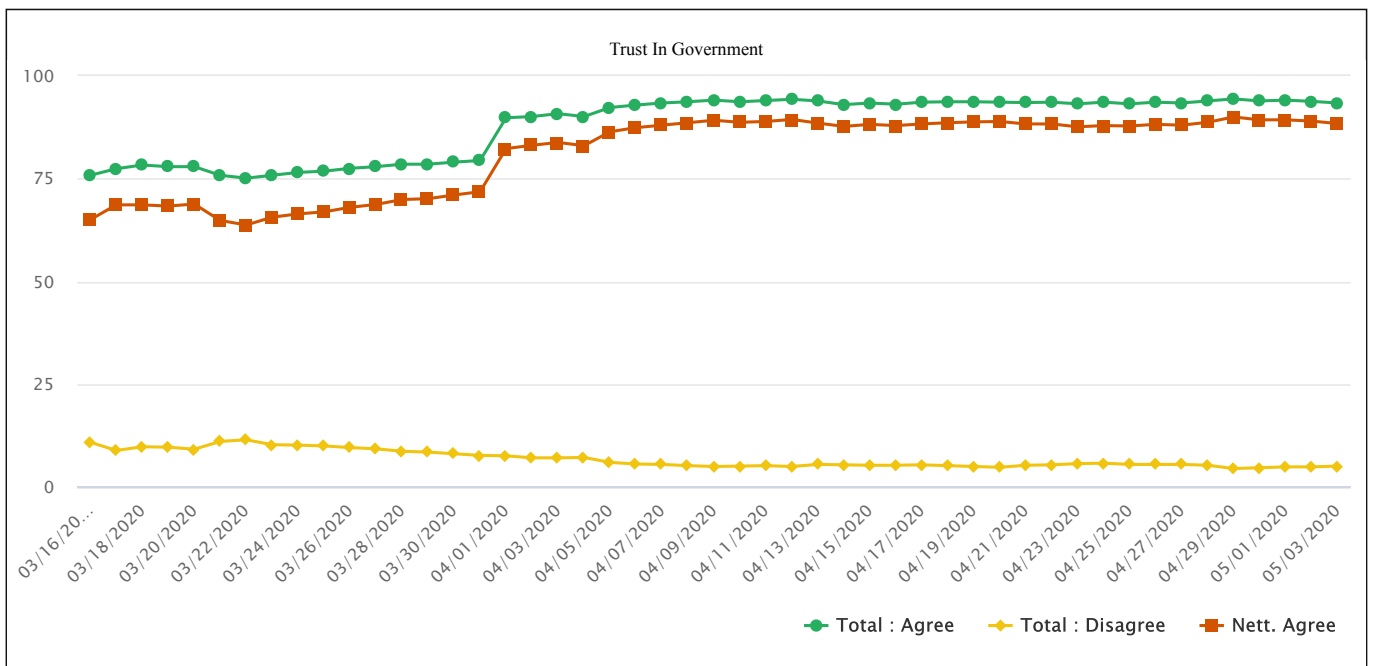
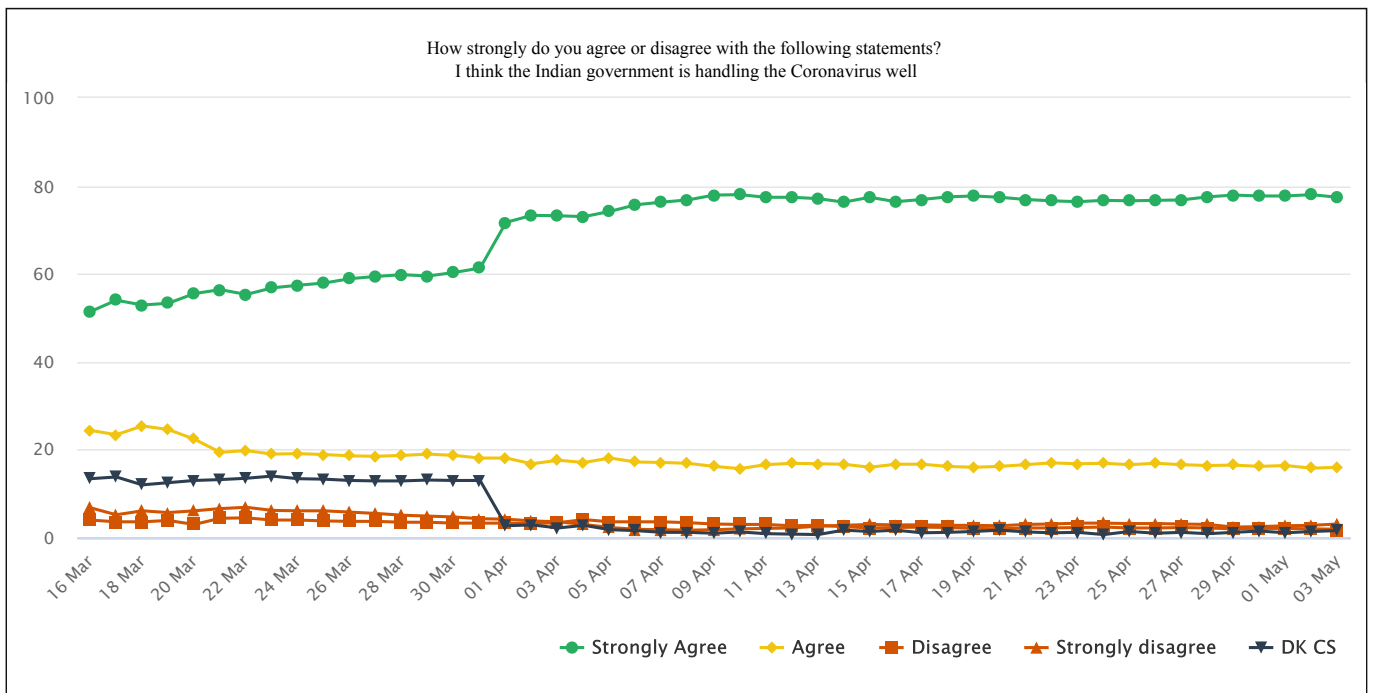
How strongly do you agree or disagree with the following statements? I am afraid that either myself or someone in my family may actually catch the Coronavirus



How strongly do you agree or disagree with the following statements? I am afraid that either myself or someone in my family may actually catch the Coronavirus

Date	Strongly Agree	Agree	Disagree	Strongly disagree	DK/CS	Total	Total : Agree	Total : Disagree	Nett. Agree	Sample
05/03/2020	30.1	14.1	12.8	39.6	3.4	100%	44.2	52.4	-8.2	4580
05/02/2020	29.8	14.5	12.9	40.0	2.8	100%	44.3	52.9	-8.6	4818
05/01/2020	28.9	14.2	13.5	39.9	3.5	100%	43.1	53.4	-10.3	4885
04/30/2020	28.2	14.7	13.2	40.2	3.7	100%	42.9	53.4	-10.5	4913
04/29/2020	28.0	14.5	13.4	40.6	3.5	100%	42.5	54.0	-11.5	5044
04/28/2020	28.0	14.5	13.9	41.0	2.6	100%	42.5	54.9	-12.4	5078
04/27/2020	26.9	15.0	14.4	41.4	2.3	100%	41.9	55.8	-13.9	5220
04/26/2020	26.8	15.1	14.5	41.5	2.1	100%	41.9	56.0	-14.1	5094
04/25/2020	26.5	15.1	14.2	41.6	2.6	100%	41.6	55.8	-14.2	5302
04/24/2020	26.8	15.1	14.3	41.1	2.7	100%	41.9	55.4	-13.5	5260
04/23/2020	26.9	14.8	14.3	41.4	2.6	100%	41.7	55.7	-14.0	5281
04/22/2020	26.8	14.8	14.8	41.2	2.4	100%	41.6	56.0	-14.4	5003
04/21/2020	26.5	14.7	14.3	41.6	2.9	100%	41.2	55.9	-14.7	4918
04/20/2020	26.6	14.5	14.2	42.1	2.6	100%	41.1	56.3	-15.2	4718
04/19/2020	26.3	14.2	14.6	42.7	2.2	100%	40.5	57.3	-16.8	4442
04/18/2020	26.6	14.3	14.7	42.3	2.1	100%	40.9	57.0	-16.1	4618
04/17/2020	27.0	14.2	14.5	41.8	2.5	100%	41.2	56.3	-15.1	4297
04/16/2020	27.1	14.6	14.0	42.3	2.0	100%	41.7	56.3	-14.6	4007
04/15/2020	26.8	15.0	14.1	42.1	2.0	100%	41.8	56.2	-14.4	3823
04/14/2020	27.3	15.5	14.0	40.7	2.5	100%	42.8	54.7	-11.9	3313
04/13/2020	27.8	16.2	13.6	40.5	1.9	100%	44.0	54.1	-10.1	3048
04/12/2020	29.2	15.6	12.7	39.8	2.7	100%	44.8	52.5	-7.7	2742
04/11/2020	29.5	15.5	11.8	40.5	2.7	100%	45.0	52.3	-7.3	2550
04/10/2020	29.8	15.1	12.0	39.7	3.4	100%	44.9	51.7	-6.8	2451
04/09/2020	29.3	15.4	12.7	38.7	3.9	100%	44.7	51.4	-6.7	2384
04/08/2020	29.5	16.5	12.5	37.7	3.8	100%	46.0	50.2	-4.2	2110
04/07/2020	29.4	16.3	12.9	37.8	3.6	100%	45.7	50.7	-5.0	2193
04/06/2020	29.7	16.6	12.8	37.8	3.1	100%	46.3	50.6	-4.3	2159
04/05/2020	29.6	17.2	13.2	37.0	3.0	100%	46.8	50.2	-3.4	2201
04/04/2020	29.2	16.5	13.3	38.0	3.0	100%	45.7	51.3	-5.6	2257
04/03/2020	28.3	16.6	13.4	38.9	2.8	100%	44.9	52.3	-7.4	2289
04/02/2020	27.3	16.1	13.7	39.6	3.3	100%	43.4	53.3	-9.9	2333
04/01/2020	27.6	17.6	13.8	38.6	2.4	100%	45.2	52.4	-7.2	2342
03/31/2020	21.0	15.8	13.4	37.9	11.9	100%	36.8	51.3	-14.5	2269
03/30/2020	20.3	16.3	13.0	38.2	12.2	100%	36.6	51.2	-14.6	2484
03/29/2020	19.7	15.9	13.2	39.1	12.1	100%	35.6	52.3	-16.7	2361
03/28/2020	20.0	15.7	13.8	38.8	11.7	100%	35.7	52.6	-16.9	2233
03/27/2020	19.9	15.9	14.0	38.3	11.9	100%	35.8	52.3	-16.5	2094
03/26/2020	19.5	15.5	14.4	39.1	11.5	100%	35.0	53.5	-18.5	1968
03/25/2020	19.3	15.8	14.1	39.2	11.6	100%	35.1	53.3	-18.2	1838
03/24/2020	18.2	15.7	13.9	40.9	11.3	100%	33.9	54.8	-20.9	1700
03/23/2020	18.1	15.6	13.7	41.3	11.3	100%	33.7	55.0	-21.3	1561
03/22/2020	16.5	15.6	14.3	42.0	11.6	100%	32.1	56.3	-24.2	1421
03/21/2020	16.5	15.3	14.3	42.6	11.3	100%	31.8	56.9	-25.1	1217
03/20/2020	15.3	16.2	14.4	42.1	12.0	100%	31.5	56.5	-25.0	1006
03/19/2020	14.6	17.7	12.9	43.0	11.8	100%	32.3	55.9	-23.6	798
03/18/2020	16.2	19.3	12.4	41.1	11.0	100%	35.5	53.5	-18.0	605
03/17/2020	16.8	17.6	10.3	44.1	11.2	100%	34.4	54.4	-20.0	425
03/16/2020	13.8	21.3	10.7	43.4	10.8	100%	35.1	54.1	-19.0	215

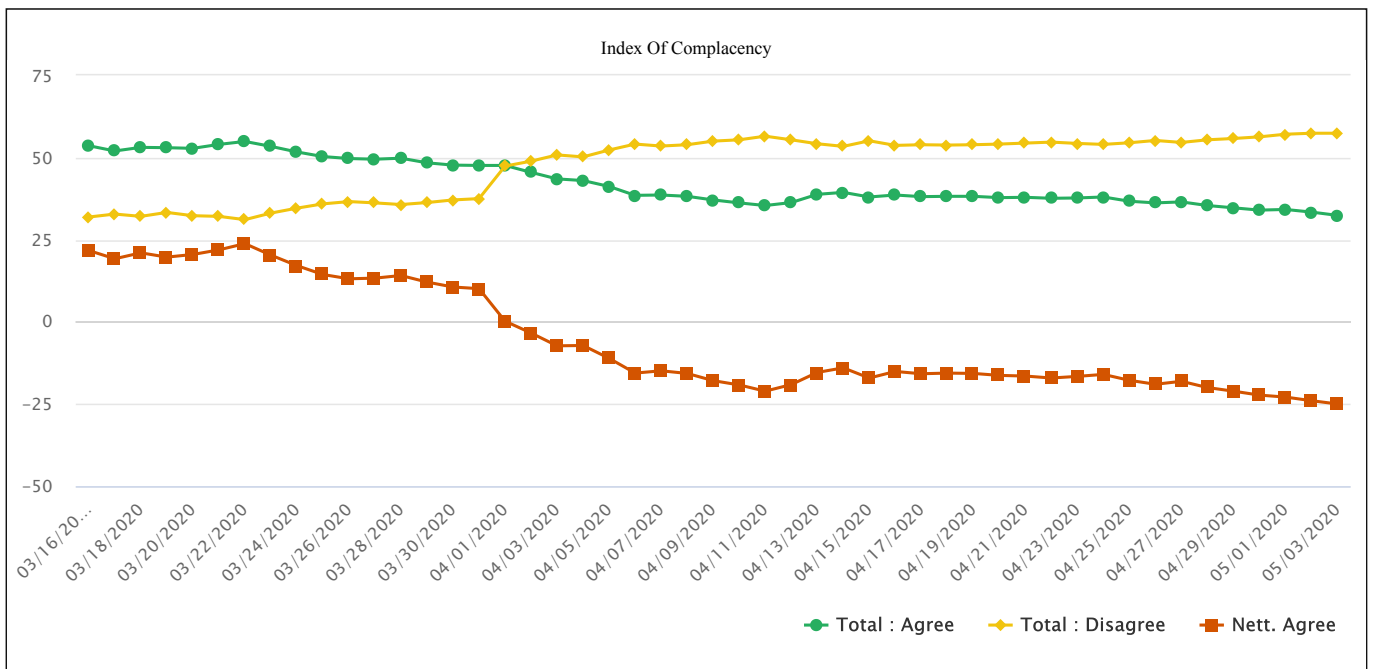
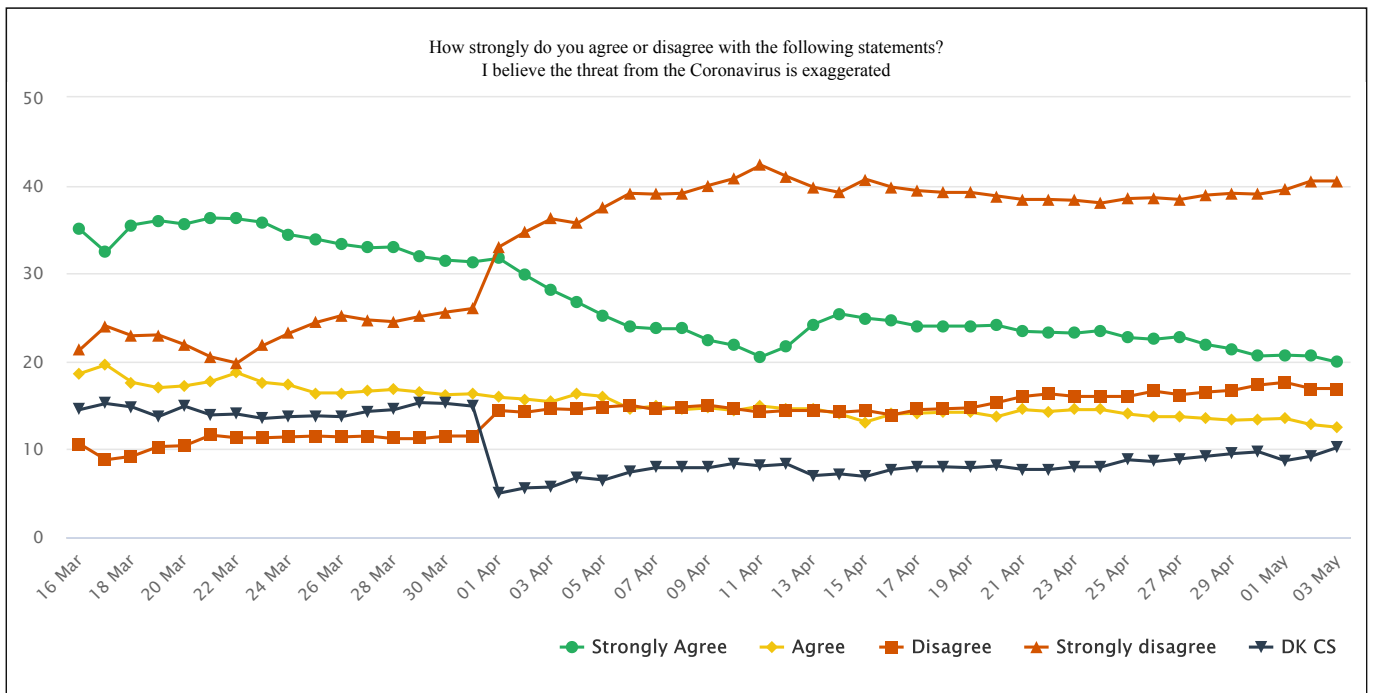
How strongly do you agree or disagree with the following statements? I think the Indian government is handling the Coronavirus well



How strongly do you agree or disagree with the following statements? I think the Indian government is handling the Coronavirus well

Date	Strongly Agree	Agree	Disagree	Strongly disagree	DK/CS	Total	Total : Agree	Total : Disagree	Nett. Agree
05/03/2020	77.4	16.0	1.9	3.1	1.6	100%	93.4	5.0	88.4
05/02/2020	78.0	15.8	2.0	2.8	1.4	100%	93.8	4.8	89.0
05/01/2020	77.7	16.4	2.1	2.7	1.1	100%	94.1	4.8	89.3
04/30/2020	77.7	16.2	2.1	2.5	1.5	100%	93.9	4.6	89.3
04/29/2020	77.9	16.5	2.0	2.4	1.2	100%	94.4	4.4	90.0
04/28/2020	77.5	16.4	2.2	3.0	0.9	100%	93.9	5.2	88.7
04/27/2020	76.8	16.6	2.3	3.1	1.2	100%	93.4	5.4	88.0
04/26/2020	76.7	16.9	2.2	3.2	1.0	100%	93.6	5.4	88.2
04/25/2020	76.6	16.6	2.2	3.2	1.4	100%	93.2	5.4	87.8
04/24/2020	76.7	16.9	2.4	3.3	0.7	100%	93.6	5.7	87.9
04/23/2020	76.4	16.8	2.3	3.3	1.2	100%	93.2	5.6	87.6
04/22/2020	76.6	17.0	2.2	3.1	1.1	100%	93.6	5.3	88.3
04/21/2020	76.9	16.6	2.2	3.0	1.3	100%	93.5	5.2	88.3
04/20/2020	77.4	16.2	2.0	2.7	1.7	100%	93.6	4.7	88.9
04/19/2020	77.7	16.0	2.1	2.8	1.4	100%	93.7	4.9	88.8
04/18/2020	77.5	16.2	2.3	2.8	1.2	100%	93.7	5.1	88.6
04/17/2020	76.9	16.7	2.4	2.9	1.1	100%	93.6	5.3	88.3
04/16/2020	76.4	16.7	2.3	2.9	1.7	100%	93.1	5.2	87.9
04/15/2020	77.4	16.0	2.2	3.0	1.4	100%	93.4	5.2	88.2
04/14/2020	76.3	16.7	2.5	2.8	1.7	100%	93.0	5.3	87.7
04/13/2020	77.1	16.8	2.8	2.6	0.7	100%	93.9	5.4	88.5
04/12/2020	77.4	16.9	2.7	2.2	0.8	100%	94.3	4.9	89.4
04/11/2020	77.4	16.6	3.0	2.1	0.9	100%	94.0	5.1	88.9
04/10/2020	78.0	15.7	3.0	2.0	1.3	100%	93.7	5.0	88.7
04/09/2020	77.9	16.2	3.1	1.8	1.0	100%	94.1	4.9	89.2
04/08/2020	76.8	16.9	3.4	1.7	1.2	100%	93.7	5.1	88.6
04/07/2020	76.3	17.1	3.6	1.8	1.2	100%	93.4	5.4	88.0
04/06/2020	75.7	17.2	3.6	1.9	1.6	100%	92.9	5.5	87.4
04/05/2020	74.2	18.1	3.6	2.3	1.8	100%	92.3	5.9	86.4
04/04/2020	73.0	17.1	4.1	3.0	2.8	100%	90.1	7.1	83.0
04/03/2020	73.2	17.6	3.4	3.6	2.2	100%	90.8	7.0	83.8
04/02/2020	73.3	16.8	3.2	3.8	2.9	100%	90.1	7.0	83.1
04/01/2020	71.7	18.1	3.3	4.2	2.7	100%	89.8	7.5	82.3
03/31/2020	61.3	18.1	3.3	4.3	13.0	100%	79.4	7.6	71.8
03/30/2020	60.3	18.7	3.3	4.7	13.0	100%	79.0	8.0	71.0
03/29/2020	59.5	19.0	3.5	4.9	13.1	100%	78.5	8.4	70.1
03/28/2020	59.8	18.7	3.5	5.1	12.9	100%	78.5	8.6	69.9
03/27/2020	59.4	18.5	3.7	5.5	12.9	100%	77.9	9.2	68.7
03/26/2020	58.9	18.6	3.7	5.8	13.0	100%	77.5	9.5	68.0
03/25/2020	57.9	18.9	3.8	6.1	13.3	100%	76.8	9.9	66.9
03/24/2020	57.4	19.1	4.0	6.1	13.4	100%	76.5	10.1	66.4
03/23/2020	56.8	19.0	4.0	6.2	14.0	100%	75.8	10.2	65.6
03/22/2020	55.3	19.8	4.5	6.9	13.5	100%	75.1	11.4	63.7
03/21/2020	56.4	19.4	4.4	6.6	13.2	100%	75.8	11.0	64.8
03/20/2020	55.5	22.4	3.0	6.1	13.0	100%	77.9	9.1	68.8
03/19/2020	53.3	24.6	3.9	5.7	12.5	100%	77.9	9.6	68.3
03/18/2020	52.9	25.4	3.6	6.1	12.0	100%	78.3	9.7	68.6
03/17/2020	54.0	23.4	3.6	5.2	13.8	100%	77.4	8.8	68.6
03/16/2020	51.4	24.4	4.0	6.8	13.4	100%	75.8	10.8	65.0

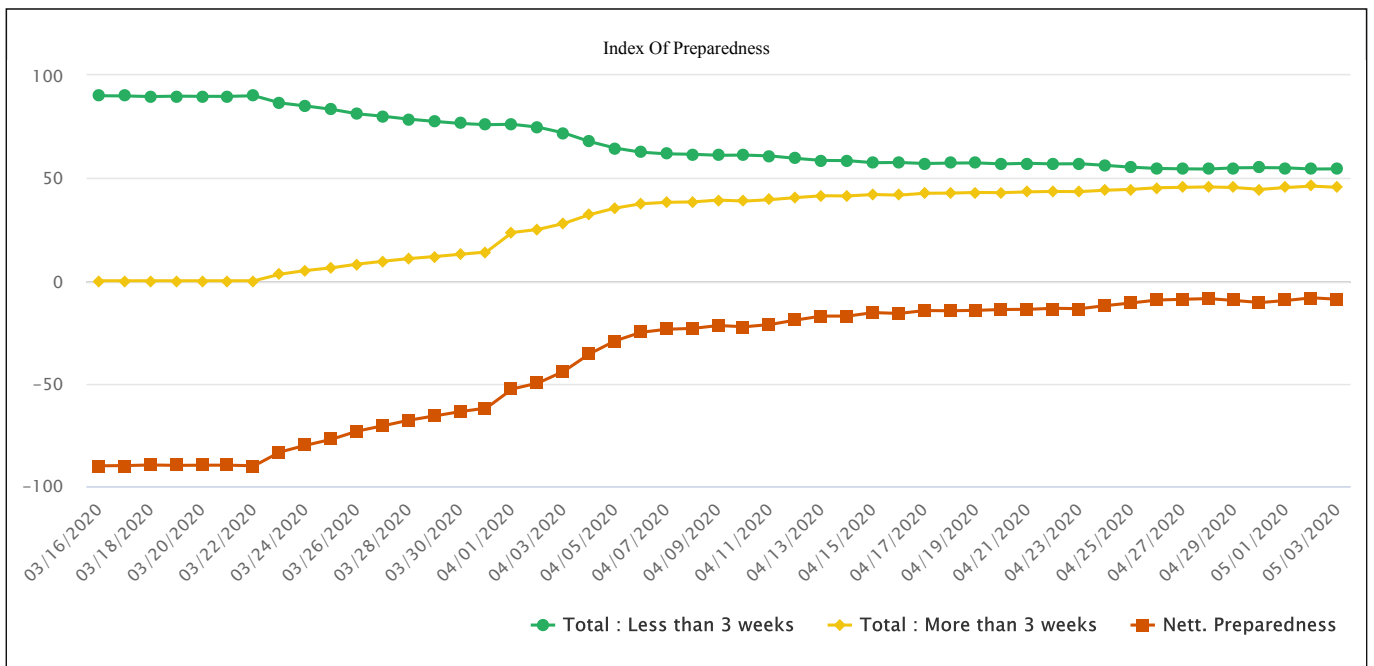
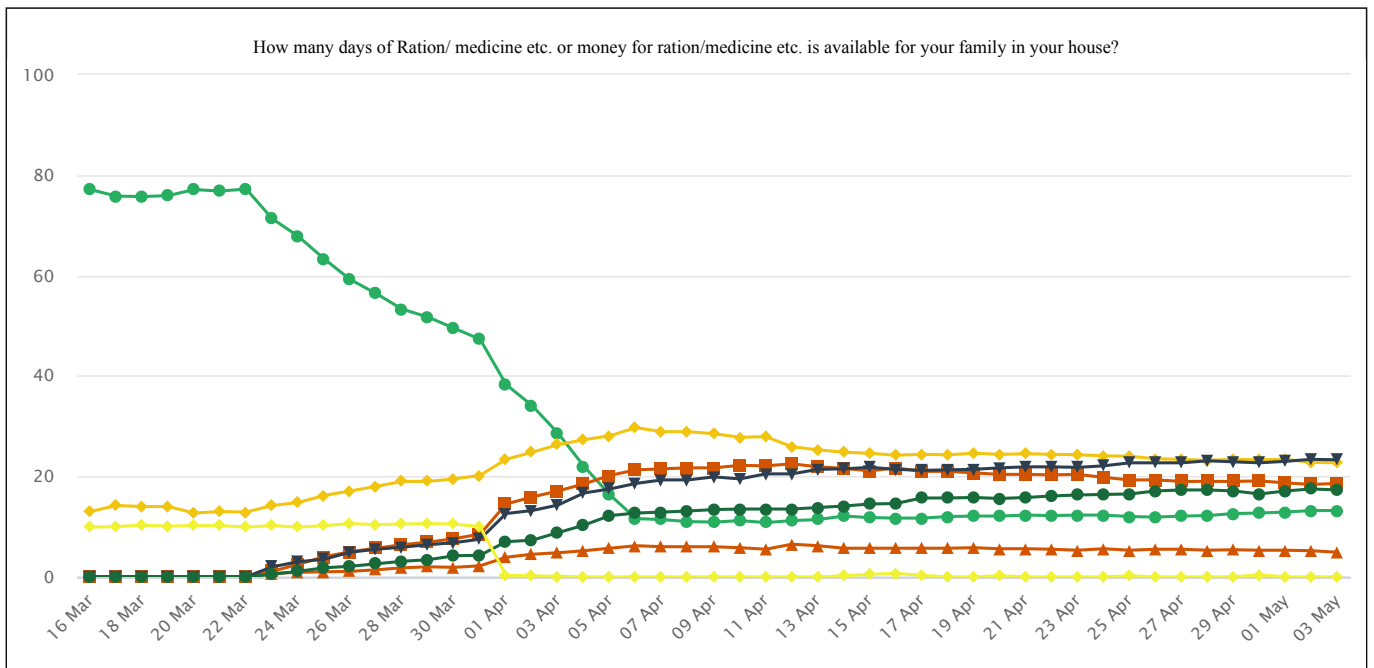
How strongly do you agree or disagree with the following statements? I believe the threat from the Coronavirus is exaggerated



How strongly do you agree or disagree with the following statements? I believe the threat from the Coronavirus is exaggerated

Date	Strongly Agree	Agree	Disagree	Strongly disagree	DK/CS	Total	Total : Agree	Total : Disagree	Nett. Agree
05/03/2020	19.9	12.5	16.9	40.5	10.2	100%	32.4	57.4	-25.0
05/02/2020	20.6	12.8	16.9	40.5	9.2	100%	33.4	57.4	-24.0
05/01/2020	20.7	13.5	17.6	39.5	8.7	100%	34.2	57.1	-22.9
04/30/2020	20.6	13.4	17.3	39.0	9.7	100%	34.0	56.3	-22.3
04/29/2020	21.4	13.3	16.7	39.1	9.5	100%	34.7	55.8	-21.1
04/28/2020	21.9	13.5	16.5	38.9	9.2	100%	35.4	55.4	-20.0
04/27/2020	22.8	13.7	16.2	38.4	8.9	100%	36.5	54.6	-18.1
04/26/2020	22.5	13.7	16.6	38.6	8.6	100%	36.2	55.2	-19.0
04/25/2020	22.7	14.0	16.0	38.5	8.8	100%	36.7	54.5	-17.8
04/24/2020	23.5	14.5	16.0	38.0	8.0	100%	38.0	54.0	-16.0
04/23/2020	23.2	14.5	16.0	38.3	8.0	100%	37.7	54.3	-16.6
04/22/2020	23.3	14.3	16.3	38.4	7.7	100%	37.6	54.7	-17.1
04/21/2020	23.4	14.5	16.0	38.4	7.7	100%	37.9	54.4	-16.5
04/20/2020	24.1	13.7	15.3	38.8	8.1	100%	37.8	54.1	-16.3
04/19/2020	24.0	14.2	14.7	39.2	7.9	100%	38.2	53.9	-15.7
04/18/2020	24.0	14.2	14.6	39.2	8.0	100%	38.2	53.8	-15.6
04/17/2020	24.0	14.1	14.5	39.4	8.0	100%	38.1	53.9	-15.8
04/16/2020	24.6	14.0	13.9	39.8	7.7	100%	38.6	53.7	-15.1
04/15/2020	24.9	13.1	14.4	40.7	6.9	100%	38.0	55.1	-17.1
04/14/2020	25.4	14.0	14.2	39.2	7.2	100%	39.4	53.4	-14.0
04/13/2020	24.2	14.6	14.4	39.8	7.0	100%	38.8	54.2	-15.4
04/12/2020	21.7	14.6	14.4	41.0	8.3	100%	36.3	55.4	-19.1
04/11/2020	20.5	14.9	14.2	42.3	8.1	100%	35.4	56.5	-21.1
04/10/2020	21.8	14.4	14.6	40.8	8.4	100%	36.2	55.4	-19.2
04/09/2020	22.4	14.7	15.0	40.0	7.9	100%	37.1	55.0	-17.9
04/08/2020	23.7	14.5	14.8	39.1	7.9	100%	38.2	53.9	-15.7
04/07/2020	23.7	14.9	14.5	39.0	7.9	100%	38.6	53.5	-14.9
04/06/2020	23.9	14.6	15.0	39.1	7.4	100%	38.5	54.1	-15.6
04/05/2020	25.2	16.0	14.8	37.5	6.5	100%	41.2	52.3	-11.1
04/04/2020	26.7	16.3	14.5	35.7	6.8	100%	43.0	50.2	-7.2
04/03/2020	28.1	15.4	14.6	36.2	5.7	100%	43.5	50.8	-7.3
04/02/2020	29.8	15.7	14.2	34.7	5.6	100%	45.5	48.9	-3.4
04/01/2020	31.7	15.9	14.4	33.0	5.0	100%	47.6	47.4	0.2
03/31/2020	31.3	16.3	11.5	26.0	14.9	100%	47.6	37.5	10.1
03/30/2020	31.5	16.2	11.5	25.6	15.2	100%	47.7	37.1	10.6
03/29/2020	31.9	16.5	11.2	25.1	15.3	100%	48.4	36.3	12.1
03/28/2020	33.0	16.8	11.2	24.5	14.5	100%	49.8	35.7	14.1
03/27/2020	32.9	16.6	11.5	24.7	14.3	100%	49.5	36.2	13.3
03/26/2020	33.3	16.4	11.4	25.2	13.7	100%	49.7	36.6	13.1
03/25/2020	33.9	16.4	11.5	24.4	13.8	100%	50.3	35.9	14.4
03/24/2020	34.4	17.3	11.4	23.2	13.7	100%	51.7	34.6	17.1
03/23/2020	35.8	17.6	11.3	21.8	13.5	100%	53.4	33.1	20.3
03/22/2020	36.2	18.7	11.3	19.8	14.0	100%	54.9	31.1	23.8
03/21/2020	36.3	17.7	11.6	20.5	13.9	100%	54.0	32.1	21.9
03/20/2020	35.6	17.2	10.4	21.9	14.9	100%	52.8	32.3	20.5
03/19/2020	36.0	17.0	10.3	23.0	13.7	100%	53.0	33.3	19.7
03/18/2020	35.5	17.6	9.2	22.9	14.8	100%	53.1	32.1	21.0
03/17/2020	32.4	19.6	8.8	24.0	15.2	100%	52.0	32.8	19.2
03/16/2020	35.0	18.6	10.6	21.3	14.5	100%	53.6	31.9	21.7

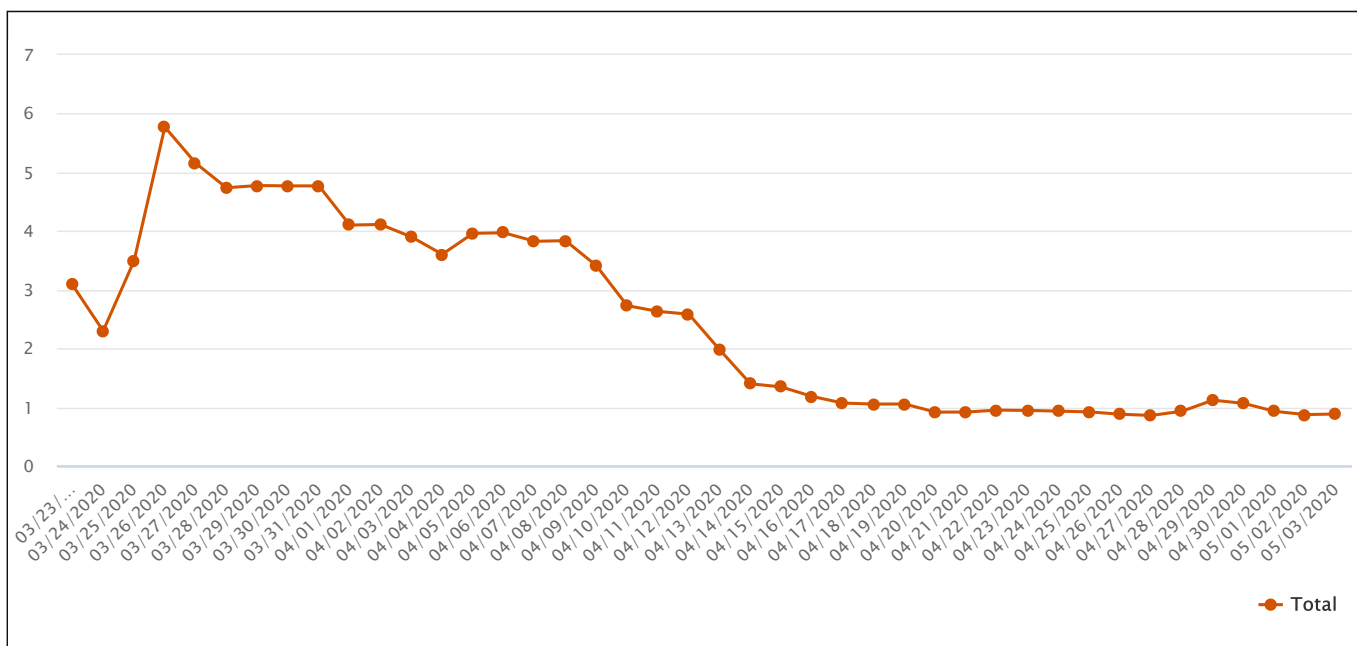
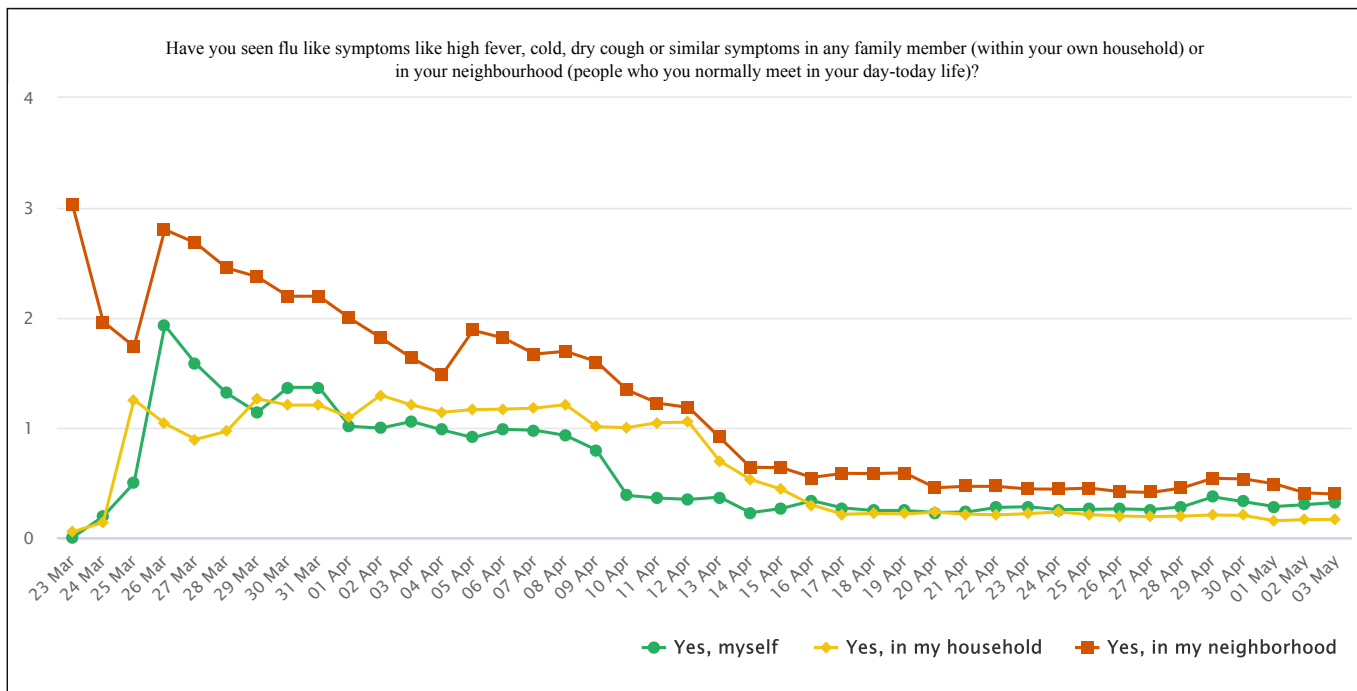
How many days of Ration/ medicine etc. or money for ration/medicine etc. is available for your family in your house?



How many days of Ration/ medicine etc. or money for ration/medicine etc. is available for your family in your house?

Date	Less than a week	For a week	For two weeks	For three weeks	For a month	For more than a month	Don't know/Can't say	Total	Total : Less than 3 weeks	Total : More than 3 weeks	Nett. Preparedness
05/03/2020	13.2	22.7	18.6	4.9	23.3	17.3	0.0	100%	54.5	45.5	-9.0
05/02/2020	13.2	22.8	18.4	5.2	23.4	17.5	0.0	100%	54.4	46.1	-8.3
05/01/2020	12.9	23.4	18.7	5.3	23.0	17.1	0.0	100%	55.0	45.4	-9.6
04/30/2020	12.7	23.3	19.1	5.3	22.7	16.5	0.4	100%	55.1	44.5	-10.6
04/29/2020	12.6	23.4	19.0	5.4	22.9	17.1	0.0	100%	55.0	45.4	-9.6
04/28/2020	12.2	23.2	19.0	5.3	23.1	17.3	0.0	100%	54.4	45.7	-8.7
04/27/2020	12.1	23.4	19.0	5.5	22.7	17.3	0.0	100%	54.5	45.5	-9.0
04/26/2020	11.9	23.5	19.3	5.5	22.7	17.1	0.0	100%	54.7	45.3	-9.4
04/25/2020	12.0	24.0	19.3	5.3	22.7	16.5	0.2	100%	55.3	44.5	-10.8
04/24/2020	12.3	24.1	19.8	5.6	22.1	16.4	0.0	100%	56.2	44.1	-12.1
04/23/2020	12.3	24.3	20.4	5.3	21.8	16.3	0.0	100%	57.0	43.4	-13.6
04/22/2020	12.2	24.4	20.3	5.5	21.9	16.1	0.0	100%	56.9	43.5	-13.4
04/21/2020	12.3	24.5	20.4	5.6	21.9	15.8	0.0	100%	57.2	43.3	-13.9
04/20/2020	12.1	24.4	20.4	5.6	21.7	15.6	0.2	100%	56.9	42.9	-14.0
04/19/2020	12.1	24.6	20.7	5.8	21.4	15.8	0.0	100%	57.4	43.0	-14.4
04/18/2020	12.0	24.3	21.0	5.7	21.3	15.7	0.0	100%	57.3	42.7	-14.6
04/17/2020	11.7	24.4	21.0	5.7	21.2	15.7	0.3	100%	57.1	42.6	-14.5
04/16/2020	11.7	24.2	21.7	5.7	21.4	14.6	0.7	100%	57.6	41.7	-15.9
04/15/2020	11.8	24.6	21.1	5.7	21.8	14.5	0.5	100%	57.5	42.0	-15.5
04/14/2020	12.1	24.8	21.6	5.7	21.5	14.1	0.2	100%	58.5	41.3	-17.2
04/13/2020	11.4	25.3	21.9	6.2	21.4	13.8	0.0	100%	58.6	41.4	-17.2
04/12/2020	11.2	25.9	22.5	6.5	20.5	13.5	0.0	100%	59.6	40.5	-19.1
04/11/2020	10.8	27.9	22.1	5.5	20.5	13.5	0.0	100%	60.8	39.5	-21.3
04/10/2020	11.2	27.8	22.2	5.8	19.5	13.5	0.0	100%	61.2	38.8	-22.4
04/09/2020	10.9	28.5	21.7	6.0	19.9	13.4	0.0	100%	61.1	39.3	-21.8
04/08/2020	11.0	28.9	21.7	6.0	19.3	13.1	0.0	100%	61.6	38.4	-23.2
04/07/2020	11.4	28.9	21.5	6.0	19.3	12.9	0.0	100%	61.8	38.2	-23.6
04/06/2020	11.6	29.7	21.3	6.2	18.6	12.7	0.0	100%	62.6	37.5	-25.1
04/05/2020	16.3	28.1	20.2	5.7	17.5	12.2	0.0	100%	64.6	35.4	-29.2
04/04/2020	22.0	27.3	18.5	5.2	16.7	10.3	0.0	100%	67.8	32.2	-35.6
04/03/2020	28.6	26.3	17.1	4.8	14.3	8.8	0.1	100%	72.0	27.9	-44.1
04/02/2020	34.1	24.8	15.9	4.5	13.2	7.3	0.2	100%	74.8	25.0	-49.8
04/01/2020	38.3	23.4	14.5	3.9	12.6	7.0	0.3	100%	76.2	23.5	-52.7
03/31/2020	47.3	20.2	8.5	2.2	7.5	4.3	10.0	100%	76.0	14.0	-62.0
03/30/2020	49.5	19.5	7.6	1.9	6.8	4.2	10.5	100%	76.6	12.9	-63.7
03/29/2020	51.7	19.0	6.9	2.0	6.4	3.4	10.6	100%	77.6	11.8	-65.8
03/28/2020	53.3	19.0	6.4	1.8	5.9	3.1	10.5	100%	78.7	10.8	-67.9
03/27/2020	56.4	18.0	5.7	1.4	5.5	2.6	10.4	100%	80.1	9.5	-70.6
03/26/2020	59.2	17.1	5.0	1.1	4.9	2.1	10.6	100%	81.3	8.1	-73.2
03/25/2020	63.3	16.2	4.0	1.0	3.5	1.8	10.2	100%	83.5	6.3	-77.2
03/24/2020	67.8	14.8	2.5	0.9	3.0	1.1	9.9	100%	85.1	5.0	-80.1
03/23/2020	71.3	14.2	1.1	0.7	2.0	0.5	10.2	100%	86.6	3.2	-83.4
03/22/2020	77.2	12.9	0.0	0.0	0.0	0.0	9.9	100%	90.1	0.0	-90.1
03/21/2020	76.8	13.0	0.0	0.0	0.0	0.0	10.2	100%	89.8	0.0	-89.8
03/20/2020	77.1	12.7	0.0	0.0	0.0	0.0	10.2	100%	89.8	0.0	-89.8
03/19/2020	75.9	14.0	0.0	0.0	0.0	0.0	10.1	100%	89.9	0.0	-89.9
03/18/2020	75.7	14.0	0.0	0.0	0.0	0.0	10.3	100%	89.7	0.0	-89.7
03/17/2020	75.8	14.2	0.0	0.0	0.0	0.0	10.0	100%	90.0	0.0	-90.0
03/16/2020	77.1	13.0	0.0	0.0	0.0	0.0	9.9	100%	90.1	0.0	-90.1

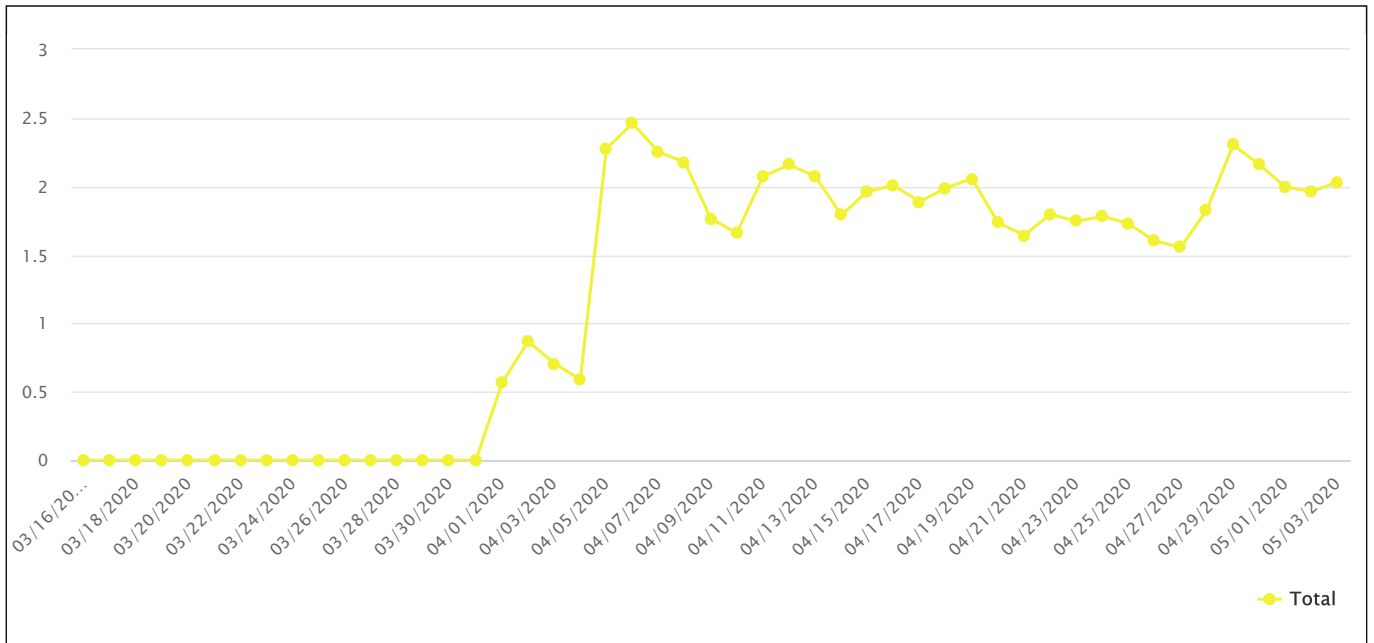
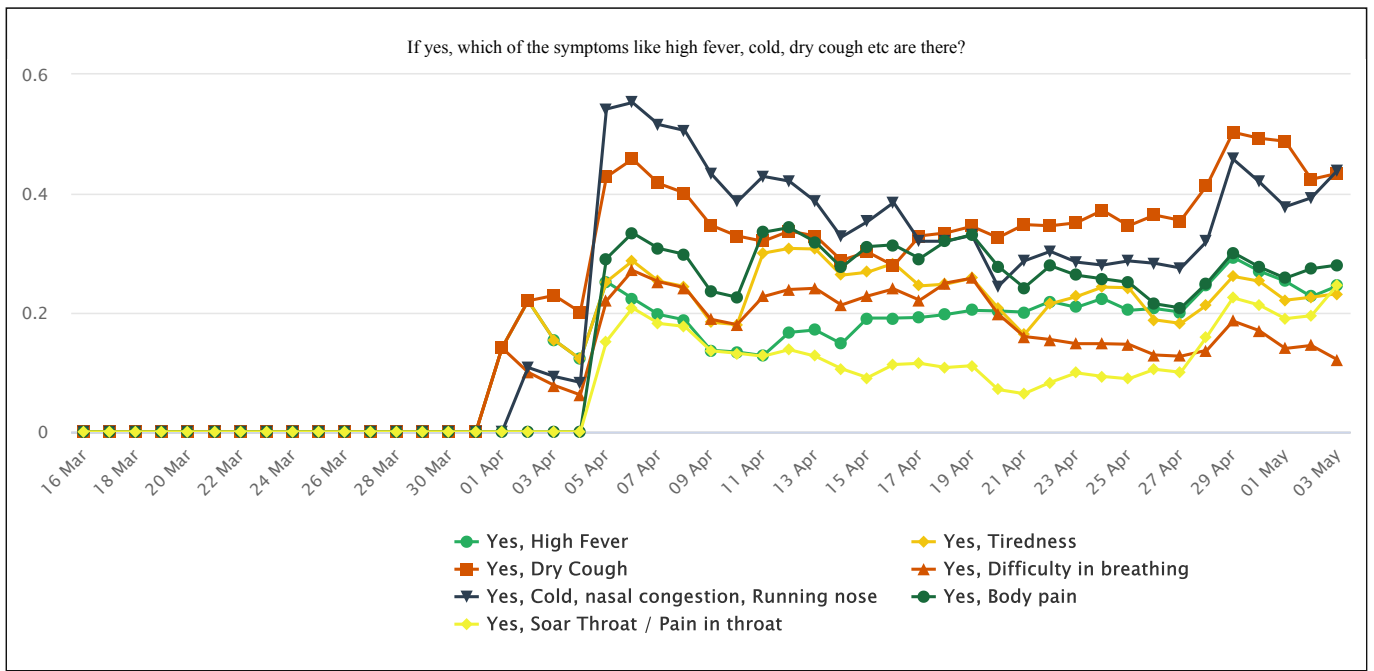
Have you seen flu like symptoms like high fever, cold, dry cough or similar symptoms in any family member (within your own household) or in your neighbourhood (people who you normally meet in your day-to-day life)?



Have you seen flu like symptoms like high fever, cold, dry cough or similar symptoms in any family member (within your own household) or in your neighbourhood (people who you normally meet in your day-today life)?

Date	Yes, myself	Yes, in my household	Yes, in my neighborhood	Total
05/03/2020	0.320	0.165	0.396	0.881
05/02/2020	0.300	0.164	0.407	0.871
05/01/2020	0.283	0.154	0.490	0.927
04/30/2020	0.327	0.202	0.534	1.063
04/29/2020	0.371	0.206	0.540	1.117
04/28/2020	0.280	0.196	0.452	0.928
04/27/2020	0.255	0.191	0.411	0.857
04/26/2020	0.262	0.197	0.418	0.877
04/25/2020	0.257	0.209	0.451	0.917
04/24/2020	0.255	0.234	0.441	0.930
04/23/2020	0.281	0.218	0.443	0.942
04/22/2020	0.275	0.207	0.466	0.948
04/21/2020	0.233	0.214	0.467	0.914
04/20/2020	0.229	0.231	0.454	0.914
04/19/2020	0.247	0.216	0.589	1.052
04/18/2020	0.247	0.220	0.583	1.050
04/17/2020	0.270	0.213	0.585	1.068
04/16/2020	0.336	0.296	0.548	1.180
04/15/2020	0.265	0.441	0.637	1.343
04/14/2020	0.227	0.529	0.640	1.396
04/13/2020	0.368	0.697	0.912	1.977
04/12/2020	0.348	1.050	1.184	2.582
04/11/2020	0.360	1.047	1.223	2.630
04/10/2020	0.384	1.001	1.343	2.728
04/09/2020	0.798	1.009	1.602	3.409
04/08/2020	0.930	1.210	1.695	3.835
04/07/2020	0.977	1.178	1.670	3.825
04/06/2020	0.985	1.169	1.815	3.969
04/05/2020	0.910	1.165	1.886	3.961
04/04/2020	0.980	1.141	1.482	3.603
04/03/2020	1.057	1.207	1.636	3.900
04/02/2020	0.996	1.296	1.819	4.111
04/01/2020	1.013	1.092	1.996	4.101
03/31/2020	1.367	1.206	2.196	4.769
03/30/2020	1.367	1.206	2.196	4.769
03/29/2020	1.139	1.263	2.373	4.775
03/28/2020	1.316	0.967	2.454	4.737
03/27/2020	1.582	0.894	2.681	5.157
03/26/2020	1.931	1.039	2.802	5.772
03/25/2020	0.497	1.254	1.739	3.490
03/24/2020	0.193	0.139	1.965	2.297
03/23/2020	0.000	0.052	3.032	3.084

If yes, which of the symptoms like high fever, cold, dry cough etc are there?



Number of symptoms applicable

